



For **Fitness**  
**Relaxation**  
and **Fun**

**POOL**

Atlas / Atlantis Series





Treat yourself to a better way of living.  
You deserve it!

#### **Be yourself**

Enhance your health in the comfort and privacy of your own backyard. The pool provides a low-impact, comprehensive workout that promotes muscular growth, boosts energy, and facilitates calorie burning.

#### **Be together**

Enjoy in the soothing warmth of the water and create enduring memories with your loved ones. The pool provides a private peaceful setting for relaxation, alleviating stress, and participating in meaningful conversations.

#### **Be outside**

Take a moment to appreciate the gorgeous sunsets, stary nights, falling snow, changing seasons, and other natural wonders.

You have a private retreat with a pool only steps from your door. Being surrounded by nature allows you to completely enjoy the stunning surroundings that we frequently overlook.

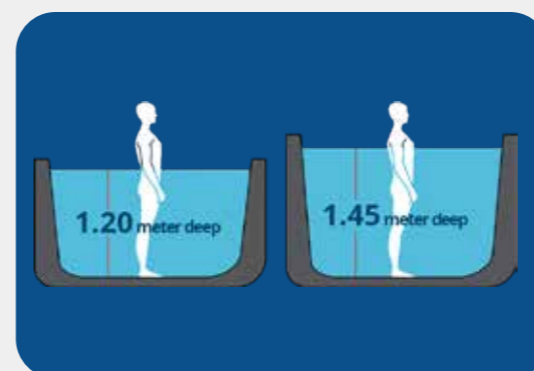




Ingenious design for maximum comfort

### Experience Freedom in Every Stroke

2.35m width pool provides a more spacious swimming area, allowing for a more comfortable and natural swimming experience.



### Choose Your Plunge

Oasis spas are proud to offer both standard Depth and Extra Depth pool.

- **Standard Depth:**  
Easier to access, less cost to heat and maintain, User friendly and safety assured.
- **Extra Depth**  
With greater depth, an extra depth pool provides a more realistic and challenging swimming environment.

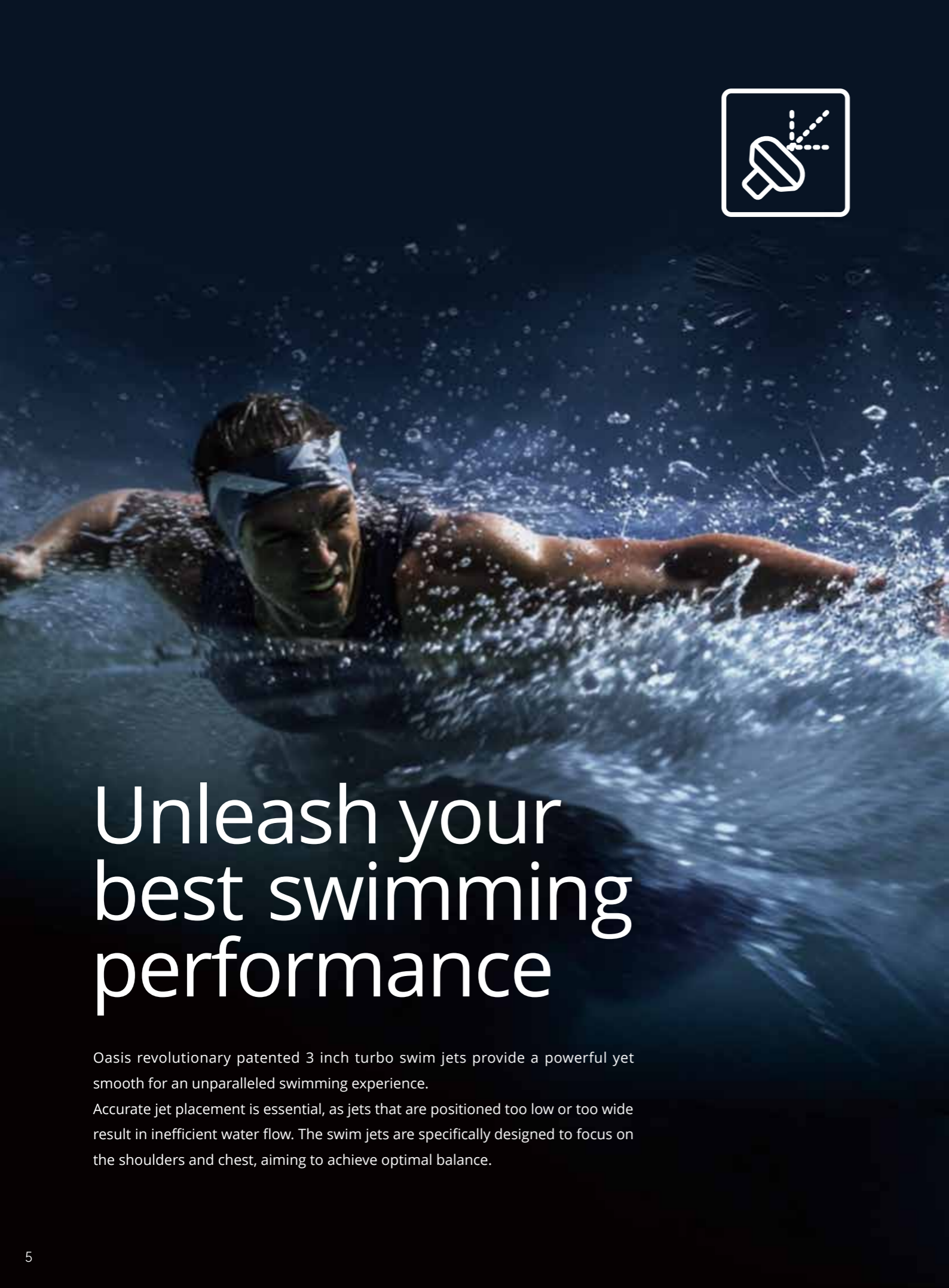
### Wide Step Design

Concise step design allows for more swimming room. Allows you to simply step in and out. Your safety is our top priority.



### Swim line

This line is designed for convenient placement in the swim stream. Constructed from resilient EVA resin, this material remains flexible even in low temperatures, providing excellent foot safeguarding, resisting deterioration and ozone damage, and preventing peeling.



# Unleash your best swimming performance

Oasis revolutionary patented 3 inch turbo swim jets provide a powerful yet smooth for an unparalleled swimming experience. Accurate jet placement is essential, as jets that are positioned too low or too wide result in inefficient water flow. The swim jets are specifically designed to focus on the shoulders and chest, aiming to achieve optimal balance.



### Patented 3-inch power flow swim jet

Experience a luxurious swimming workout, featuring the option to swim against a strong stream, and feel pure excitement in every single minute.

- The honeycomb design of our product sets it apart from the direct injection jets available in the market. Water sprays with a greater level of consistency and devoid of any vortex-induced turbulence.
- Power flow swim jets utilise high-flow pumps to generate targeted resistance, eliminating the need for water diverters and ensuring maximal and smoother water flow.
- Precise jet positioning is of vital importance. The swim jets are designed to specifically target the shoulders and chest, resulting in the highest level of resistance.





Swim at your own pace

### Quickwater professional swimming training system

Experience the magnificence of a five-star swimming pool. Our pool is unlike any other available on the market; it features a 10-speed swim pump, intelligent swim control system, and precisely positioned power flow swim jets that deliver a continuous, smooth, and forceful flow for swimming and exercise.




#### Adjustable speed control panel

10 grades of adjustable swimming current strength, everyone can find his/her own speed for swimming!

\*Available on Pro Premium model only.





# Cut your energy bills up to 26%



## Daily Energy Cost (kWh)

- Oasis Pool
- CEC standard

11.2 kWh Oasis Pool

14.98 kWh CEC Standard

\*The CEC energy test is a necessary certification for SPA products in California, USA.


### Test Conditions:

1. Fill tank with water at 15cm from top or center of skimmer spacing.  
 2. Use thermostat and circulation pump to heat water to 39 ± 1 C.  
 3. Stable water temperature, ambient temp at 17 C, test for 72 hours.  
 Calculate hourly power consumption using:  
 V: U.S. gallons (1 gallon = 3.7854 liters)  
 Pmax: max power consumption per hour in watts.

### Test Method:

Keep thermostat and circulation pump on, unplug other loads. Set low recirculation cycle, cover with thermal cover. Maintain water temp for 4 hours, note meter power. After room temp drops to CEC standard, record current meter power. After 72 hours, record power again. Compare actual power with theoretical value to check compliance.  
 Test Note: Theoretical CEC value is affected by water injected into prototype, leading to variations due to human errors.

## 5-Stage Platinum Lock Full Foaming



### 1 High density foam cover

A lockable cover constructed of high-density insulating foam prevents upward heat loss.




### 2 Full foaming

Full foam insulation creates a thermal barrier around the spa to ensure the heat stays in the water where it should and is the most energy efficient insulation solution on the market.



### 3 Thermo shield

Three layers of insulation on the cabinet's sides guarantee its exterior durability while preserving its original shape under extreme temperatures.



### 4 Rubber insulation cotton

The cabinet is coated with a 25mm layer of rubber insulating cotton, which is covered with reflective aluminium foil. The purpose is not just to minimise heat loss, but also to actively reflect heat back into both the spa cabinet and the water.



### 5 Solid plastic base

Increased spa durability with a solid blister base. Provides protection against pests, severe weather, and physical damage, while also giving an energy-efficient insulation system that helps reduce costs.





# Enjoy the art of purity

Efficient antibacterial filtration system, providing crystal clear food-grade water.

## NSF food-grade hoses

Experience the superior quality of water that protects you and your family from hazardous substances.

## Virus and bacteria elimination

Low maintenance for the Ozone Mixing Chamber, ensures the provision of water that is both safe and clean. It effectively eliminates bacteria and breaks down body oils, resulting in a reduction in the need for chemical disinfectants.




## High efficiency filtration

The highly efficient blue filters rapidly eliminate waste from your spa, guaranteeing a consistently safe and clean experience that is always prepared for your use.

## Energy-efficient

Our system utilises a high-performance pump to guarantee minimal energy usage and effective energy conservation. This enables you to unwind and enjoy your spa without any concerns.





# Easy control at your fingertips

With eighteen years of experience, the SPATECH control system provides spa consumers with an entirely new realm of possibilities. A five-year warranty provides reassurance.



The SpaTech control panel gives you real time feedback allowing you to manage your spa effectively and easily.

Easy control of your heat pump with the keypads. 6 modes let you take full advantage of your heat pump to optimize your savings: Eco Heat, Smart Heat, Eco Auto, Smart Auto, Cool, and Electric.



Customize maintenance reminder, which can automatically remind you to maintain your beloved hot tub in time according to your habits.



Thanks to its simple and efficient configuration options, the touchscreen keypad is intuitive and user friendly, easy for anyone to take control of.



Powerful compatibility with WIFI, Bluetooth speakers. Easy to control your hot tub's functions and features from any smartphone or tablet, even when you're away from home.



4 x Preset modes allow you to choose the best suited to your spa needs and maximise efficiency and reduce running costs: Standard, energy-saving, vacation and sleep mode.







# Rapid fatigue relief through dreamy ambiance



## 4 Distinct LED lighting

Sets the ideal ambiance for an unparalleled relaxation experience.



Waterlevel lights



Large LED



Lifting fountain light



Backlit controls

We are delighted to introduce you to the extraordinary realm of dream time illumination, where we have delicately crafted an atmosphere that evokes a sense of wonder and establishes the ideal foundation for an unparalleled moment of relaxation.

### Waterlevel lights | Large LED

Explore more profound domains of serenity illuminated by our waterlevel lights and large LED lights, which emanate a captivating luminosity from beneath the surface. In these depths, concerns diminish and an atmosphere of complete calm envelops you.

### Lifting fountain light

As our Lifting fountain light lights your route and strengthens your bond with the elements, set out on an amazing journey. Every touch initiates a wonderful dance that skillfully leads you through a world of limitless possibilities.

### Back-lit controls

Enter a realm where fantasies come true and magic fills the air at all times. Allow the magical atmosphere to surround you, converting everyday life to unforgettable experiences.





# Atlas 6.0



	Pro Premium	Pro Luxury
<b>BASIC INFORMATION</b>		
Dimensions	5915 x 2350 x 1290 mm	5915 x 2350 x 1290 mm
Water capacity	8970 L	8970 L
Dry weight	1060 Kg	1050 Kg
Power supply	40 Amp	32 Amp
<b>WATER CARE SYSTEM</b>		
Filtration pump	1 x 0.5HP High flow filtration pump	1 x 0.5HP High flow filtration pump
Sanitizer system	High-efficient mixed ozone sterilisation	High-efficient mixed ozone sterilisation
Filtration system	50sqft filtration x 2	50sqft filtration x 2
Plumbing	NSF PVC Hose	NSF PVC Hose
<b>INSULATION SYSTEM</b>		
	Platinum Lock + Full foaming	Platinum Lock + Full foaming
<b>QUICKWATER PROFESSIONAL SWIMMING TRAINING SYSTEM</b>		
Swim jets	3"Turbo jets x 4	3"Turbo jets x 4
10-speed swimming	✓	×
High Performance Swimming Pumps	2 x 3.5HP(10-speed pump)+1 x 3HP	3 x 3HP
Swim pipe	3"	2"
Swim pole base & Handrail	✓	✓
<b>CONTROL SYSTEM</b>		
Control system	Spatech CA300-3KW	Spatech CA300-3KW
Control panel	Touch Screen TP10	Touch Screen TP10+AP40
<b>DREAM TIME LIGHTING</b>		
Waterlevel Light   Large LED   Lifting fountain light   Backlit controls		



**TOUCHSCREEN PANEL**



**FULL FOAM**



**BEST WARRANTY IN THE INDUSTRY**



**Wi-Fi (Free)**




**CD OZONE**


	Hydro
<b>BASIC INFORMATION</b>	
Dimensions	5915 x 2350 x 1290 mm
Water capacity	8970 L
Dry weight	1020 Kg
Power supply	25 Amp
<b>WATER CARE SYSTEM</b>	
Filtration pump	1 x 0.5HP High flow filtration pump
Sanitizer system	High-efficient mixed ozone sterilisation
Filtration system	50sqft filtration x 2
Plumbing	NSF PVC Hose
<b>INSULATION SYSTEM</b>	
	Platinum Lock + Full foaming
<b>QUICKWATER PROFESSIONAL SWIMMING TRAINING SYSTEM</b>	
Swim jets	3"Turbo jets x 2
10-speed swimming	×
High Performance Swimming Pumps	2 x 3HP
Swim pipe	2"
Swim pole base & Handrail	✓
<b>CONTROL SYSTEM</b>	
Control system	Spatech CA300-3KW
Control panel	Touch Screen TP10+AP40
<b>DREAM TIME LIGHTING</b>	
Waterlevel Light   Large LED   Lifting fountain light   Backlit controls	



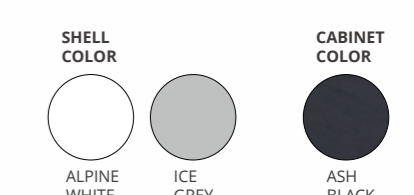
**OPTIONAL EXTRAS**



**BLUETOOTH STEREO**



**HEAT PUMP CONNECTION**



**SHELL COLOR**  
ALPINE WHITE | ICE GREY  
**CABINET COLOR**  
ASH BLACK





# Atlas 4.4



	Pro Premium	Pro Luxury
<b>BASIC INFORMATION</b>		
Dimensions	4430 x 2350 x 1290 mm	4430 x 2350 x 1290 mm
Water capacity	5690 L	5690 L
Dry weight	775 Kg	765 Kg
Power supply	40 Amp	32 Amp
<b>WATER CARE SYSTEM</b>		
Filtration pump	1 x 0.5HP High flow filtration pump	1 x 0.5HP High flow filtration pump
Sanitizer system	High-efficient mixed ozone sterilisation	High-efficient mixed ozone sterilisation
Filtration system	50sqft filtration x 2	50sqft filtration x 2
Plumbing	NSF PVC Hose	NSF PVC Hose
<b>INSULATION SYSTEM</b>		
	Platinum Lock + Full foaming	Platinum Lock + Full foaming
<b>QUICKWATER PROFESSIONAL SWIMMING TRAINING SYSTEM</b>		
Swim jets	3"Turbo jets x 4	3"Turbo jets x 4
10-speed swimming	✓	×
High Performance Swimming Pumps	2 x 3.5HP(10-speed pump)+1 x 3HP	3 x 3HP
Swim pipe	3"	2"
Swim pole base & Handrail	✓	✓
<b>CONTROL SYSTEM</b>		
Control system	Spatech CA300-3KW	Spatech CA300-3KW
Control panel	Touch Screen TP10	Touch Screen TP10
<b>DREAM TIME LIGHTING</b>		
Waterlevel Light   Large LED   Lifting fountain light   Backlit controls		



**TOUCHSCREEN PANEL**



**FULL FOAM**



**BEST WARRANTY IN THE INDUSTRY**



**Wi-Fi (Free)**





**CD OZONE**

	Hydro
<b>BASIC INFORMATION</b>	
Dimensions	4430 x 2350 x 1290 mm
Water capacity	5690 L
Dry weight	735 Kg
Power supply	25 Amp
<b>WATER CARE SYSTEM</b>	
Filtration pump	1 x 0.5HP High flow filtration pump
Sanitizer system	High-efficient mixed ozone sterilisation
Filtration system	50sqft filtration x 2
Plumbing	NSF PVC Hose
<b>INSULATION SYSTEM</b>	
	Platinum Lock + Full foaming
<b>QUICKWATER PROFESSIONAL SWIMMING TRAINING SYSTEM</b>	
Swim jets	3"Turbo jets x 2
10-speed swimming	×
High Performance Swimming Pumps	2 x 3HP
Swim pipe	2"
Swim pole base & Handrail	✓
<b>CONTROL SYSTEM</b>	
Control system	Spatech CA300-3KW
Control panel	Touch Screen TP10
<b>DREAM TIME LIGHTING</b>	
Waterlevel Light   Large LED   Lifting fountain light   Backlit controls	



**OPTIONAL EXTRAS**





# Atlantis 7.0



## Pro Premium

### BASIC INFORMATION

Dimensions	7065 x 2350 x 1540 mm
Water capacity	13554 L
Dry weight	1530 Kg
Power supply	40 Amp

### WATER CARE SYSTEM

Filtration pump	1 x 1HP High flow filtration pump
Sanitizer system	High-efficient mixed ozone sterilisation
Filtration system	50sqft filtration x 2
Plumbing	NSF PVC Hose

### INSULATION SYSTEM

Platinum Lock + Full foaming

### QUICKWATER PROFESSIONAL SWIMMING TRAINING SYSTEM

Swim jets	3" Turbo jets x 4
10-speed swimming	✓
High Performance Swimming Pumps	2 x 3.5HP(10-speed pump)+1 x 3HP
Swim pipe	3"
Swim pole base & Handrail	✓

### CONTROL SYSTEM

Control system	Spatech CA300-3KW
Control panel	Touch Screen TP10

### LIGHTING

Waterlevel Light | Large LED | Lifting fountain light | Backlit controls



## Pro Luxury

### BASIC INFORMATION

Dimensions	7065 x 2350 x 1540 mm
Water capacity	13554 L
Dry weight	1520 Kg
Power supply	32 Amp

### WATER CARE SYSTEM

Filtration pump	1 x 1HP High flow filtration pump
Sanitizer system	High-efficient mixed ozone sterilisation
Filtration system	50sqft filtration x 2
Plumbing	NSF PVC Hose

### INSULATION SYSTEM

Platinum Lock + Full foaming

### QUICKWATER PROFESSIONAL SWIMMING TRAINING SYSTEM

Swim jets	3" Turbo jets x 4
10-speed swimming	x
High Performance Swimming Pumps	3 x 3HP
Swim pipe	2"
Swim pole base & Handrail	✓

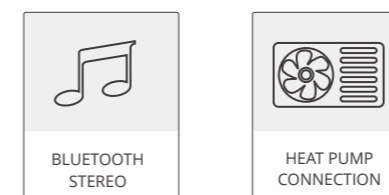
### CONTROL SYSTEM

Control system	Spatech CA300-3KW
Control panel	Touch Screen TP10+AP40

### LIGHTING

Waterlevel Light | Large LED | Lifting fountain light | Backlit controls

### OPTIONAL EXTRAS







# Atlantis 6.0



## Pro Premium

### BASIC INFORMATION

Dimensions	5915 x 2350 x 1540 mm
Water capacity	11004 L
Dry weight	1280 Kg
Power supply	40 Amp

### WATER CARE SYSTEM

Filtration pump	1 x 1HP High flow filtration pump
Sanitizer system	High-efficient mixed ozone sterilisation
Filtration system	50sqft filtration x 2
Plumbing	NSF PVC Hose

### INSULATION SYSTEM

Platinum Lock + Full foaming

### QUICKWATER PROFESSIONAL SWIMMING TRAINING SYSTEM

Swim jets	3" Turbo jets x 4
10-speed swimming	✓
High Performance Swimming Pumps	2 x 3.5HP(10-speed pump)+1 x 3HP
Swim pipe	3"
Swim pole base & Handrail	✓

### CONTROL SYSTEM


Control system	Spatech CA300-3KW
Control panel	Touch Screen TP10

### LIGHTING

Waterlevel Light | Large LED | Lifting fountain light | Backlit controls



**TOUCHSCREEN PANEL**



**THICKEST SHELL ON THE MARKET**



**FULL FOAM**



**BEST WARRANTY IN THE INDUSTRY**



**Wi-Fi (Free)**



**CD OZONE**

## Pro Luxury

### BASIC INFORMATION

Dimensions	5915 x 2350 x 1540 mm
Water capacity	11004 L
Dry weight	1270 Kg
Power supply	32 Amp

### WATER CARE SYSTEM

Filtration pump	1 x 1HP High flow filtration pump
Sanitizer system	High-efficient mixed ozone sterilisation
Filtration system	50sqft filtration x 2
Plumbing	NSF PVC Hose

### INSULATION SYSTEM

Platinum Lock + Full foaming

### QUICKWATER PROFESSIONAL SWIMMING TRAINING SYSTEM

Swim jets	3" Turbo jets x 4
10-speed swimming	×
High Performance Swimming Pumps	3 x 3HP
Swim pipe	2"
Swim pole base & Handrail	✓



### CONTROL SYSTEM

Control system	Spatech CA300-3KW
Control panel	Touch Screen TP10+AP40

### LIGHTING

Waterlevel Light | Large LED | Lifting fountain light | Backlit controls

### OPTIONAL EXTRAS





# Atlantis 4.4



## Pro Premium

### BASIC INFORMATION

Dimensions	4430 x 2350 x 1540 mm
Water capacity	7722 L
Dry weight	958 Kg
Power supply	40 Amp

### WATER CARE SYSTEM

Filtration pump	1 x 1HP High flow filtration pump
Sanitizer system	High-efficient mixed ozone sterilisation
Filtration system	50sqft filtration x 2
Plumbing	NSF PVC Hose

### INSULATION SYSTEM

Platinum Lock + Full foaming

### QUICKWATER PROFESSIONAL SWIMMING TRAINING SYSTEM

Swim jets	3"Turbo jets x 4
10-speed swimming	✓
High Performance Swimming Pumps	2 x 3.5HP(10-speed pump)+1 x 3HP
Swim pipe	3"
Swim pole base & Handrail	✓

### CONTROL SYSTEM


Control system	Spatech CA300-3KW
Control panel	Touch Screen TP10

### LIGHTING

Waterlevel Light | Large LED | Lifting fountain light | Backlit controls



TOUCHSCREEN PANEL



THICKEST SHELL ON THE MARKET



FULL FOAM



BEST WARRANTY IN THE INDUSTRY



Wi-Fi (Free)



CD OZONE

## Pro Luxury

### BASIC INFORMATION

Dimensions	4430 x 2350 x 1540 mm
Water capacity	7722 L
Dry weight	948 Kg
Power supply	32 Amp

### WATER CARE SYSTEM

Filtration pump	1 x 1HP High flow filtration pump
Sanitizer system	High-efficient mixed ozone sterilisation
Filtration system	50sqft filtration x 2
Plumbing	NSF PVC Hose

### INSULATION SYSTEM

Platinum Lock + Full foaming

### QUICKWATER PROFESSIONAL SWIMMING TRAINING SYSTEM

Swim jets	3"Turbo jets x 4
10-speed swimming	×
High Performance Swimming Pumps	3 x 3HP
Swim pipe	2"
Swim pole base & Handrail	✓



### CONTROL SYSTEM

Control system	Spatech CA300-3KW
Control panel	Touch Screen TP10

### LIGHTING

Waterlevel Light | Large LED | Lifting fountain light | Backlit controls

### OPTIONAL EXTRAS





# Discover the healing power and benefits of Hydrotherapy



## Stress Relief

A leisure soak aids in stress relief, muscle relaxation, and tension reduction. Warm water and massaging jets have the ability to soothe the body and mind.

## Muscle Relaxation

The integration of high temperature, upward force, and therapeutic water jets can alleviate muscular discomfort, alleviate muscle tightness, and enhance suppleness.

## Improved Sleep

A spa session prior to sleep can facilitate a more restful sleep cycle and aid in body relaxation, thereby contributing to improved sleep quality.

## Stimulated Healing

The synergy of thermotherapy and hydrotherapy can expedite the healing processes by enhancing blood flow and diminishing inflammation.



## Lower Blood Pressure

Frequent utilisation of a spa can potentially reduce blood pressure levels, particularly when paired with relaxing methods.

## Better Circulation

By dilatation of the blood vessels caused by the heat from a spa, circulation gets better, which is beneficial for cardiac health and overall cardiovascular function.

## Pain Relief

Spa hydrotherapy helps alleviate chronic pain problems such as arthritis, fibromyalgia, and muscle soreness by enhancing blood circulation and triggering the release of endorphins, which are the body's own pain-relieving substances.

## Weight Management

Although not designed to facilitate weight loss, spa use can enhance weight management endeavours through the promotion of relaxation, potential reduction of stress-induced food, and facilitation of better sleep and promoting better sleep.



# Why Oasis?



Oasis Spas is a premium international brand sold across the world. At Oasis, our designs are built with you in mind. The luxurious design and superior performance of your Oasis Spa will provide you with wide range of benefits, from our Customer Support Commitment to our Easy Care Technology and fully guaranteed warranty.



## Exceptional after sales service

We offer robust logistics, storage, and transportation services in Australia, UK, France, Netherlands, Austria, and more. Our dedicated team is committed to providing ongoing support and guidance, ensuring your satisfaction and peace of mind well beyond your purchase.

## Manufactured excellence

Produced by Crystal Island, their state-of-the-art 150,000m<sup>2</sup> facility is the source of Oasis Spas and other well-known global spa brands. Approximately 46 countries acquire up to 300,000 spas and swim spas from this facility. It guarantees the best possible product is purchased because it is the largest spa production facility in the world and is backed by Oasis Spas' local support network.





**FIND US ON**



All products are for reference only. Some specifications of the advertised products are subject to change without notice. Please refer to the actual product for accuracy.